

parentsportal.scot

Link Child Failure
Parent Troubleshooting Guide
Version 1



Authors

This document was prepared by:

Digital Public Services Improvement Service	
--	--

Version History

Date	Document Version	Document Revision History	Document Author/Reviser
17/11/2020	Version 1	Version 1	IS DPS / SEEMiS

Approvals

Date	Document Version	Approver Name and Title	Approver Signature

Contents

Troubleshooting Linked Child Failures for Parents 4
A few important pieces of information to be able to link to your child 4
How to check and update your myaccount details: 5
Here are a few examples of why a link child request may have failed:..... 6
If you need to update or check your personal details 7
Here are some examples of data mismatches that would fail a link child request: 7
If you need to change or update your address details 8
Once your personal details and/or address details have been updated, please try and link again to your child on parentsportal.scot..... 14

Troubleshooting Linked Child Failures for Parents

Your school may have forwarded you this guide, if you've come across issues linking to your child on parentsportal.scot. In this document, we'll cover some basic things to check, as well as instructions on how to update details on your myaccount.

A few important pieces of information to be able to link to your child

1. The name and address details in your mygovscot myaccount need to match what is held in the school records. **We will show you in this document how to check/update them.**
2. The details you enter for your child must match what is held in the school records. This includes their name, address, school and class details.
3. The school needs your current mobile phone number and e-mail address, so you're able to receive the security code in the linking process. **If you don't receive the security code, call the school office and inform them of your current e-mail address and mobile number.**

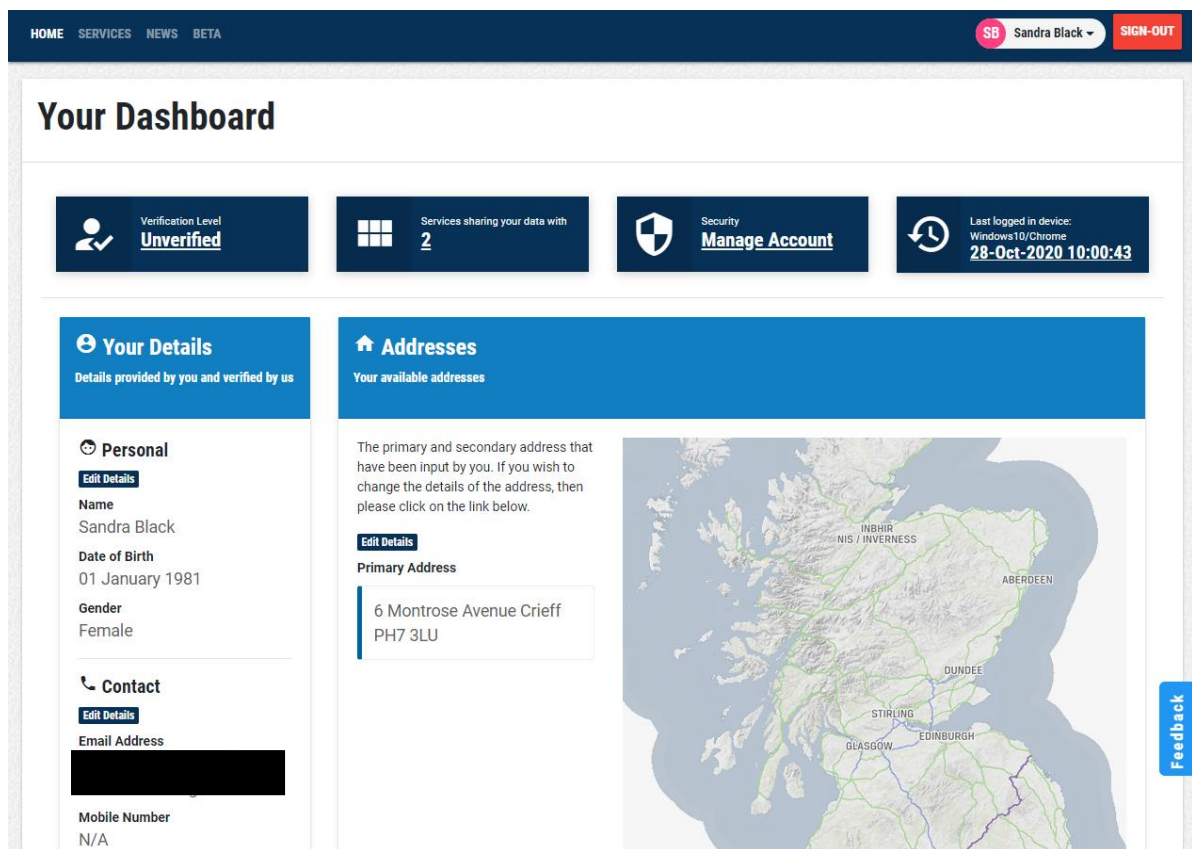
How to check and update your myaccount details:

Go to the main sign in for mygovscot myaccount - signin.mygovscot.org

Click on Sign-In and enter your username and password to sign in.



Once you've signed in, you'll see a dashboard that looks like this:

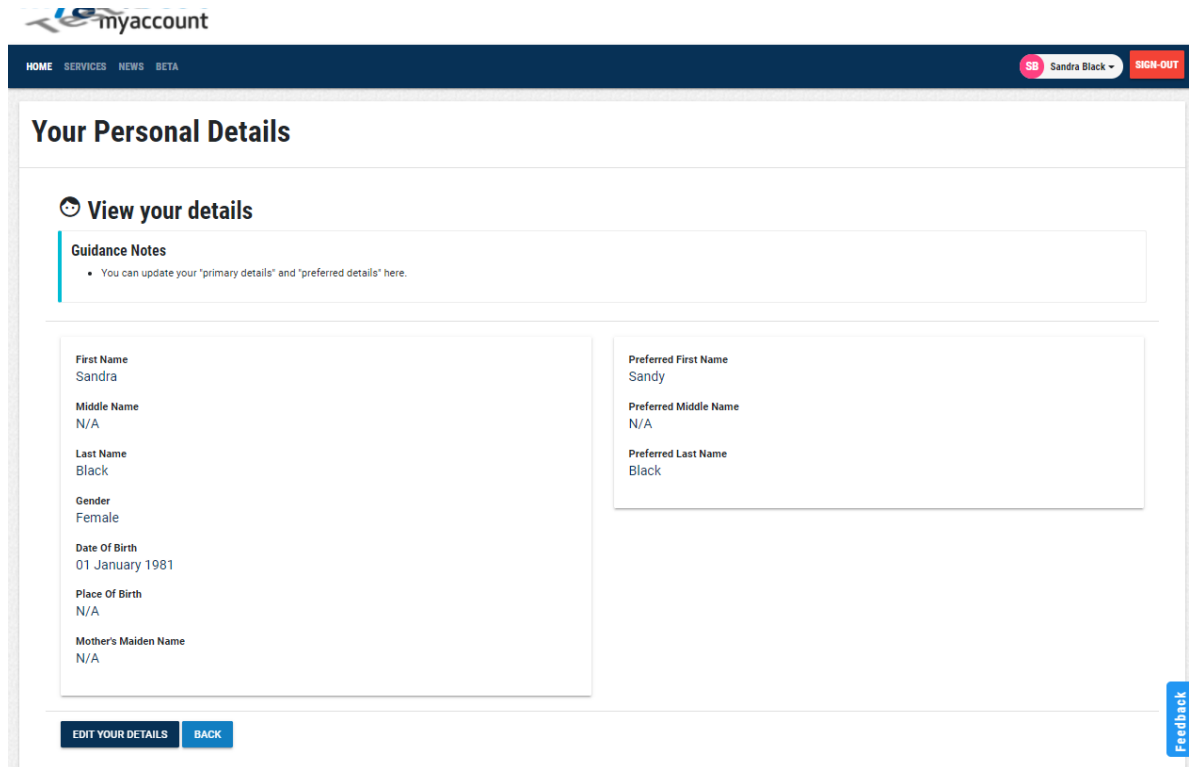


Here are a few examples of why a link child request may have failed:

- **Parents forename field and surname fields don't match.** For example, the use of nicknames, middle names, initials, titles. Please make sure the name on your myaccount is the same as what is in the school records.
- **Myaccount has been registered in the name of the child,** not the parent. Please ensure the myaccount is registered in the parent's name.
- **Address doesn't match.** Please ensure your myaccount address is the same as what is in the school records. If it is different, it needs to be updated.
- **Address data doesn't match as it has been formatted differently.** Please update your address by entering the postcode and select the address from the list. If you manually enter your address it may not match what is held in the school records.
- **Home address has been given a name but as it's not registered the address doesn't match.** For example, you have entered Rose Cottage, High Street but the registered address is 12 High Street in the school data. Please check to make sure the myaccount data matches the school records.

If you need to update or check your personal details

Once you have signed into signin.mygovscot.org click on “Edit Details” under Personal Details and you’ll see a screen like this:



To update the details, click on “Edit your Details” and edit/update any details if required. Update the details on this page if you had registered the myaccount under your child’s name.

Please make sure your name in myaccount is the same as what is held in the school records, ensuring you check the spelling.

Here are some examples of data mismatches that would fail a link child request:

Myaccount data		School data	
Forename Field	Surname Field	Forename Field	Surname Field
Charles	Brown	Charlie	Brown
C.	Brown	Charlie	Brown
Charlie	Brown	Charlie Stuart	Brown
Mr. C	Brown	Charlie	Brown
Mrs. S.	Brown	Susan	Brown
Suzie	Brown	Susan	Brown

If you need to change or update your address details

Click on "Edit Details" in the Addresses section.

The address data may not be matching as your myaccount is still showing your previous address, or you manually entered the address, so it doesn't match.

It's important to select your address from the list supplied, and we'll take you through those steps now. For this example, the parent has entered their address manually as 6 Montrose Avenue:

Manage Your Address

View your Addresses

Guidance Notes

- You can update your address here.
- All fields marked with * are mandatory.

Primary Address


Perth & Kinross Council

This is your primary address.

Address
6 Montrose Avenue

Town
Crieff

Post Code
PH7 3LU

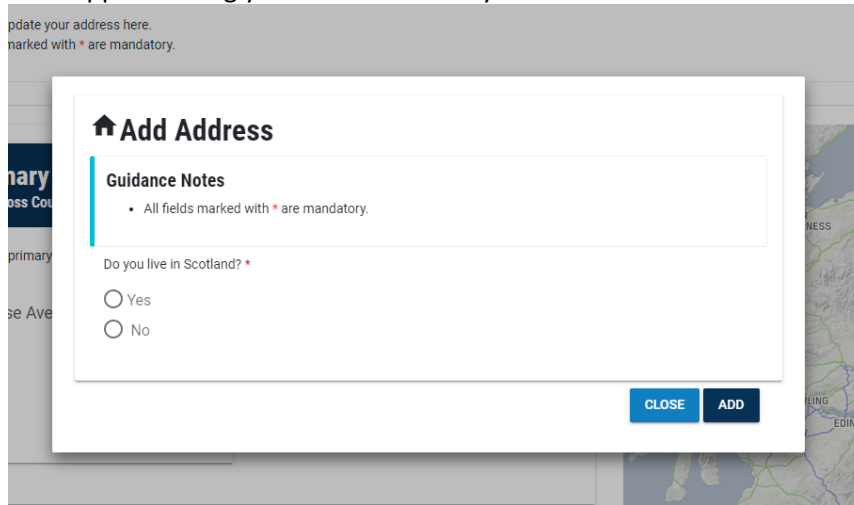


Leaflet | Contains OS data © Crown copyright and database right 2019 and Scottish local authority data from the Spatial Hub, OS licence number 100050367.

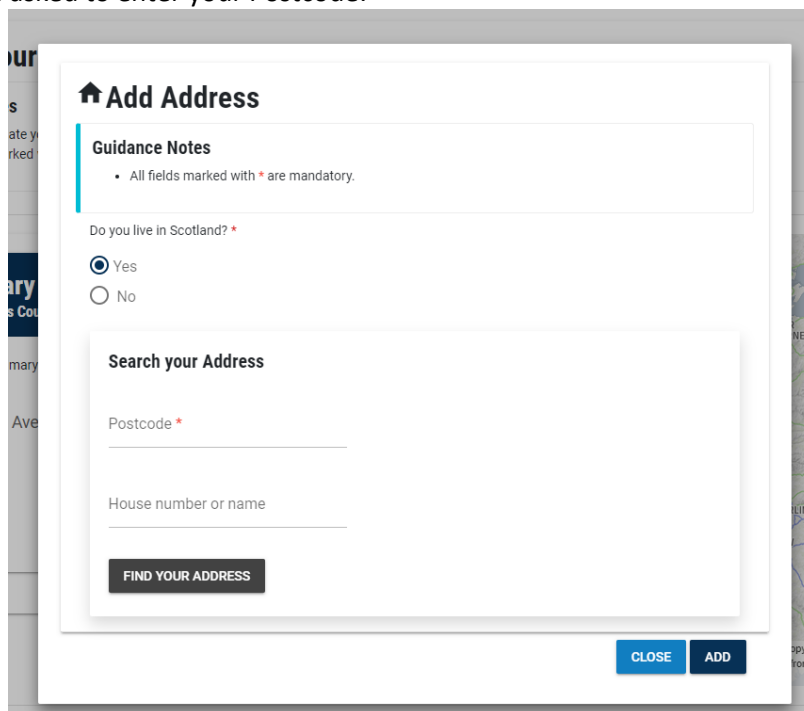
[Feedback](#)

[ADD NEW ADDRESS](#) [BACK](#)

To edit or update that address, you need to “Add New Address” and find the correct address first. A pop-up panel will appear asking you to confirm that you live in Scotland:



Select Yes if you live in Scotland. You will then be asked to enter your Postcode:



Enter your postcode. If you wish you can also enter a house name or number. Then Click on Find Your Address.

The screenshot shows a web form titled "Add Address" with a home icon. It includes a "Guidance Notes" section stating that fields marked with an asterisk are mandatory. Below this is a question "Do you live in Scotland?" with radio buttons for "Yes" (selected) and "No". The "Search your Address" section contains a "Postcode" field with the value "PH7 3LU" and an empty "House number or name" field. A "FIND YOUR ADDRESS" button is at the bottom of the search section. At the bottom right of the form are "CLOSE" and "ADD" buttons.

A new panel will appear listing all the properties registered with that postcode.

You should find your house/flat listed:

This screenshot shows the same "Add Address" form, but with a dropdown menu open next to the "Postcode" field. The dropdown is titled "Please select address" and lists several suggestions: "ALLI-MOR MONTROSE AVENUE CRIEFF PH7 3LU", "EASDALE MONTROSE AVENUE CRIEFF PH7 3LU", "KILRYMONT MONTROSE AVENUE CRIEFF PH7 3I", "MOIDART MONTROSE AVENUE CRIEFF PH7 3LU", and "STRATHEARN LODGE MONTROSE AVENUE CRIE". The "FIND YOUR ADDRESS" button is still present, and a new "COULD NOT FIND ADDRESS?" button has appeared below it. The "CLOSE" and "ADD" buttons remain at the bottom right.

In this example 6 Montrose Avenue is now known as Strathearn Lodge. For some rural properties you may find your house name, but the address format may look slightly different than you're used to.

Select the correct property:

Add Address

Guidance Notes

- All fields marked with * are mandatory.

Do you live in Scotland? *

Yes

No

Search your Address

Postcode *

House number or name

Selected Address

Address
STRATHEARN LODGE MONTROSE AVENUE
CRIEFF PH7 3LU

USE ADDRESS **SEARCH AGAIN**

FIND YOUR ADDRESS

CLOSE **ADD**

Then click on "Use Address."

You'll be taken back to this screen:

✓ Address has been added successfully.


Manage Your Address

View your Addresses

Guidance Notes

- You can update your address here.
- All fields marked with * are mandatory.

Primary Address	Secondary Address
<p>Perth & Kinross Council</p> <p>This is your primary address.</p> <p>Address 6 Montrose Avenue</p> <p>Town Crieff</p> <p>Post Code PH7 3LU</p>	<p>Perth & Kinross Council</p> <p>This is your secondary address.</p> <p>Address STRATHEARN LODGE MONTROSE AVENUE</p> <p>Town CRIEFF</p> <p>Post Code PH7 3LU</p> <p>MARK AS PRIMARY DELETE</p>



The new address has been added as a SECONDARY address. You now need to click on “Mark as Primary”. Once you confirm that selection, it will now show as your primary address:

Selected address has been set as primary.

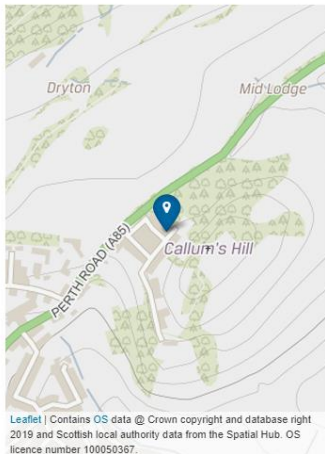
Manage Your Address

View your Addresses

Guidance Notes

- You can update your address here.
- All fields marked with * are mandatory.

Primary Address	Secondary Address
<p>Perth & Kinross Council</p> <p>This is your primary address.</p> <p>Address STRATHEARN LODGE MONTROSE AVENUE</p> <p>Town CRIEFF</p> <p>Post Code PH7 3LU</p>	<p>Perth & Kinross Council</p> <p>This is your secondary address.</p> <p>Address 6 Montrose Avenue</p> <p>Town Crieff</p> <p>Post Code PH7 3LU</p> <p>MARK AS PRIMARY DELETE</p>



At this point you can choose to delete the original address you held – just click on the delete button. If you now click on Back, you'll be taken back to the Dashboard and you'll see that the address has been updated:

Verification Level
Unverified

Services sharing your data with
2

Security
Manage Account

Last logged in device:
Windows10/Chrome
28-Oct-2020
10:38:26

Your Details

Details provided by you and verified by us

Personal

Edit Details

Name
Sandra Black

Date of Birth
01 January 1981

Gender
Female

Contact

Edit Details

Email Address
[REDACTED]

Mobile Number
N/A

Landline Number
N/A

Addresses

Your available addresses

The primary and secondary address that have been input by you. If you wish to change the details of the address, then please click on the link below.

Edit Details

Primary Address

STRATHEARN LODGE
MONTROSE AVENUE
CRIEFF PH7 3LU

Leaflet | Contains OS data © Crown copyright and database right 2019 and Scottish local authority data from the Spatial Hub. OS licence number 100050367.

Feedback

Once your personal details and/or address details have been updated, please try and link again to your child on parentsportal.scot.

If your school has said that you've entered the incorrect details for your child, please check the following:

- **Check you've used their correct forename and not a nickname.** For example, Christopher/Chris or Alexandra/Alex.
- **The forename field SHOULD also include any middle names UNLESS your school has requested you not to.** (Some schools do not hold the middle name in the school records).
- **Be careful entering the date of birth** – if that's wrong, it won't link.
- Make sure you're entering their **CURRENT class and not last year's class details.**
- **Make sure you're entering their address details correctly.** Please enter the postcode and select the address from the list.

If you have gone through everything – updated your myaccount where required as requested by the school, and it still doesn't link, don't worry.

We now need you to raise a request for help with our Customer Services Team. To do that, sign into parentsportal.scot and click on "Help" at the bottom of the page. At the bottom of that page there's a link to raise a query with our helpdesk. Please ensure you include as much detail as possible – for example, what the school have said does not match, and what you've tried to fix already.

Then our Customer Services team will be in touch with you.